







INDIVIDUAL AND OVERALL SCREENED

EN 50288-7

28 orderable sizes

STANDARD EN 50288-7	VOLTAGE CLASS 300/500 V or 500 V application reference	CONDUCTOR 0.5 mm², 0.75 mm², 1.0 mm², 1.5 mm² and customer- specified sizes
INSULATION / JACKET XLPE	CROSS-SECTION RANGE 2 pair to 50 pair available range	

Construction

- 1  **Conductor (per core)** – Bare or tinned annealed copper conductor · 1 × Ø1.13 mm · IEC 60228 cl.1 / 2 / 5
- 2  **Pair insulation** – XLPE
- 3  **Individual screen (IS)** – Al/polyester foil + tinned-copper drain
- 4  **Filler** – Bedding / filler
- 5  **Overall screen (OS)** – Al/polyester foil + drain
- 6  **Sheath** – LSZH

Size selection — all available cross-sections

Cable reference	Pair / triple / core layout	Conductor size	Conductor class	Max DC resistance at 20 °C	Mutual capacitance	L/R ratio	OD guide	Weight guide
UEC-EN50288-7-XLPE-LSZH-IOS-MULTIPAIR-2PAIR-0P5MM2 2 pair 0.5 mm ²	2 pair	0.5 mm ²	Class 1 (solid) / 2 (stranded) / 5 (flexible)	39.39 Ω/km	115 pF/m guide	25 uH/ohm	9.3 mm	94 kg/km
UEC-EN50288-7-XLPE-LSZH-IOS-MULTIPAIR-2PAIR-0P75MM2 2 pair 0.75 mm ²	2 pair	0.75 mm ²	Class 1 (solid) / 2 (stranded) / 5 (flexible)	26.8 Ω/km	115 pF/m guide	25 uH/ohm	9.5 mm	103 kg/km

Cable reference	Pair / triple / core layout	Conductor size	Conductor class	Max DC resistance at 20 °C	Mutual capacitance	L/R ratio	OD guide	Weight guide
UEC-EN50288-7-XLPE-LSZH-IOS-MULTIPAIR-2PAIR-1P0MM2 2 pair 1.0 mm ²	2 pair	1.0 mm ²	Class 1 (solid) / 2 (stranded) / 5 (flexible)	19.7 Ω/km	115 pF/m guide	40 uH/ohm	9.6 mm	112 kg/km
UEC-EN50288-7-XLPE-LSZH-IOS-MULTIPAIR-2PAIR-1P5MM2 2 pair 1.5 mm ²	2 pair	1.5 mm ²	Class 1 (solid) / 2 (stranded) / 5 (flexible)	13.43 Ω/km	115 pF/m guide	40 uH/ohm	9.9 mm	130 kg/km
UEC-EN50288-7-XLPE-LSZH-IOS-MULTIPAIR-5PAIR-0P5MM2 5 pair 0.5 mm ²	5 pair	0.5 mm ²	Class 1 (solid) / 2 (stranded) / 5 (flexible)	39.39 Ω/km	115 pF/m guide	25 uH/ohm	10.6 mm	137 kg/km
UEC-EN50288-7-XLPE-LSZH-IOS-MULTIPAIR-5PAIR-0P75MM2 5 pair 0.75 mm ²	5 pair	0.75 mm ²	Class 1 (solid) / 2 (stranded) / 5 (flexible)	26.8 Ω/km	115 pF/m guide	25 uH/ohm	10.8 mm	159 kg/km
UEC-EN50288-7-XLPE-LSZH-IOS-MULTIPAIR-5PAIR-1P0MM2 5 pair 1.0 mm ²	5 pair	1.0 mm ²	Class 1 (solid) / 2 (stranded) / 5 (flexible)	19.7 Ω/km	120 pF/m guide	40 uH/ohm	10.9 mm	181 kg/km
UEC-EN50288-7-XLPE-LSZH-IOS-MULTIPAIR-5PAIR-1P5MM2 5 pair 1.5 mm ²	5 pair	1.5 mm ²	Class 1 (solid) / 2 (stranded) / 5 (flexible)	13.43 Ω/km	120 pF/m guide	40 uH/ohm	11.2 mm	226 kg/km
UEC-EN50288-7-XLPE-LSZH-IOS-MULTIPAIR-10PAIR-0P5MM2 10 pair 0.5 mm ²	10 pair	0.5 mm ²	Class 1 (solid) / 2 (stranded) / 5 (flexible)	39.39 Ω/km	115 pF/m guide	25 uH/ohm	12.1 mm	207 kg/km
UEC-EN50288-7-XLPE-LSZH-IOS-MULTIPAIR-10PAIR-0P75MM2 10 pair 0.75 mm ²	10 pair	0.75 mm ²	Class 1 (solid) / 2 (stranded) / 5 (flexible)	26.8 Ω/km	115 pF/m guide	25 uH/ohm	12.3 mm	252 kg/km
UEC-EN50288-7-XLPE-LSZH-IOS-MULTIPAIR-10PAIR-1P0MM2 10 pair 1.0 mm ²	10 pair	1.0 mm ²	Class 1 (solid) / 2 (stranded) / 5 (flexible)	19.7 Ω/km	120 pF/m guide	40 uH/ohm	12.4 mm	296 kg/km
UEC-EN50288-7-XLPE-LSZH-IOS-MULTIPAIR-10PAIR-1P5MM2 10 pair 1.5 mm ²	10 pair	1.5 mm ²	Class 1 (solid) / 2 (stranded)	13.43 Ω/km	120 pF/m guide	40 uH/ohm	12.7 mm	385 kg/km

Cable reference	Pair / triple / core layout	Conductor size	Conductor class	Max DC resistance at 20 °C	Mutual capacitance	L/R ratio	OD guide	Weight guide
			/ 5 (flexible)					
UEC-EN50288-7-XLPE-LSZH-IOS-MULTIPAIR-15PAIR-0P5MM2 15 pair 0.5 mm²	15 pair	0.5 mm ²	Class 1 (solid) / 2 (stranded) / 5 (flexible)	39.39 Ω/km	115 pF/m guide	25 uH/ohm	13.3 mm	278 kg/km
UEC-EN50288-7-XLPE-LSZH-IOS-MULTIPAIR-15PAIR-0P75MM2 15 pair 0.75 mm²	15 pair	0.75 mm ²	Class 1 (solid) / 2 (stranded) / 5 (flexible)	26.8 Ω/km	115 pF/m guide	25 uH/ohm	13.4 mm	344 kg/km
UEC-EN50288-7-XLPE-LSZH-IOS-MULTIPAIR-15PAIR-1P0MM2 15 pair 1.0 mm²	15 pair	1.0 mm ²	Class 1 (solid) / 2 (stranded) / 5 (flexible)	19.7 Ω/km	120 pF/m guide	40 uH/ohm	13.6 mm	411 kg/km
UEC-EN50288-7-XLPE-LSZH-IOS-MULTIPAIR-15PAIR-1P5MM2 15 pair 1.5 mm²	15 pair	1.5 mm ²	Class 1 (solid) / 2 (stranded) / 5 (flexible)	13.43 Ω/km	120 pF/m guide	40 uH/ohm	13.8 mm	545 kg/km
UEC-EN50288-7-XLPE-LSZH-IOS-MULTIPAIR-20PAIR-0P5MM2 20 pair 0.5 mm²	20 pair	0.5 mm ²	Class 1 (solid) / 2 (stranded) / 5 (flexible)	39.39 Ω/km	115 pF/m guide	25 uH/ohm	14.2 mm	348 kg/km
UEC-EN50288-7-XLPE-LSZH-IOS-MULTIPAIR-20PAIR-0P75MM2 20 pair 0.75 mm²	20 pair	0.75 mm ²	Class 1 (solid) / 2 (stranded) / 5 (flexible)	26.8 Ω/km	115 pF/m guide	25 uH/ohm	14.4 mm	437 kg/km
UEC-EN50288-7-XLPE-LSZH-IOS-MULTIPAIR-20PAIR-1P0MM2 20 pair 1.0 mm²	20 pair	1.0 mm ²	Class 1 (solid) / 2 (stranded) / 5 (flexible)	19.7 Ω/km	120 pF/m guide	40 uH/ohm	14.6 mm	526 kg/km
UEC-EN50288-7-XLPE-LSZH-IOS-MULTIPAIR-20PAIR-1P5MM2 20 pair 1.5 mm²	20 pair	1.5 mm ²	Class 1 (solid) / 2 (stranded) / 5 (flexible)	13.43 Ω/km	120 pF/m guide	40 uH/ohm	14.8 mm	704 kg/km
UEC-EN50288-7-XLPE-LSZH-IOS-MULTIPAIR-30PAIR-0P5MM2 30 pair 0.5 mm²	30 pair	0.5 mm ²	Class 1 (solid) / 2 (stranded) / 5 (flexible)	39.39 Ω/km	115 pF/m guide	25 uH/ohm	15.9 mm	489 kg/km

Cable reference	Pair / triple / core layout	Conductor size	Conductor class	Max DC resistance at 20 °C	Mutual capacitance	L/R ratio	OD guide	Weight guide
UEC-EN50288-7-XLPE-LSZH-IOS-MULTIPAIR-30PAIR-0P75MM2 30 pair 0.75 mm ²	30 pair	0.75 mm ²	Class 1 (solid) / 2 (stranded) / 5 (flexible)	26.8 Ω/km	115 pF/m guide	25 uH/ohm	16.0 mm	623 kg/km
UEC-EN50288-7-XLPE-LSZH-IOS-MULTIPAIR-30PAIR-1P0MM2 30 pair 1.0 mm ²	30 pair	1.0 mm ²	Class 1 (solid) / 2 (stranded) / 5 (flexible)	19.7 Ω/km	120 pF/m guide	40 uH/ohm	16.2 mm	756 kg/km
UEC-EN50288-7-XLPE-LSZH-IOS-MULTIPAIR-30PAIR-1P5MM2 30 pair 1.5 mm ²	30 pair	1.5 mm ²	Class 1 (solid) / 2 (stranded) / 5 (flexible)	13.43 Ω/km	120 pF/m guide	40 uH/ohm	16.4 mm	1023 kg/km
UEC-EN50288-7-XLPE-LSZH-IOS-MULTIPAIR-50PAIR-0P5MM2 50 pair 0.5 mm ²	50 pair	0.5 mm ²	Class 1 (solid) / 2 (stranded) / 5 (flexible)	39.39 Ω/km	115 pF/m guide	25 uH/ohm	18.4 mm	771 kg/km
UEC-EN50288-7-XLPE-LSZH-IOS-MULTIPAIR-50PAIR-0P75MM2 50 pair 0.75 mm ²	50 pair	0.75 mm ²	Class 1 (solid) / 2 (stranded) / 5 (flexible)	26.8 Ω/km	115 pF/m guide	25 uH/ohm	18.6 mm	994 kg/km
UEC-EN50288-7-XLPE-LSZH-IOS-MULTIPAIR-50PAIR-1P0MM2 50 pair 1.0 mm ²	50 pair	1.0 mm ²	Class 1 (solid) / 2 (stranded) / 5 (flexible)	19.7 Ω/km	120 pF/m guide	40 uH/ohm	18.8 mm	1216 kg/km
UEC-EN50288-7-XLPE-LSZH-IOS-MULTIPAIR-50PAIR-1P5MM2 50 pair 1.5 mm ²	50 pair	1.5 mm ²	Class 1 (solid) / 2 (stranded) / 5 (flexible)	13.43 Ω/km	120 pF/m guide	40 uH/ohm	19.0 mm	1661 kg/km