






OVERALL SCREENED

EN 50288-7

4 orderable sizes

STANDARD EN 50288-7	VOLTAGE CLASS 300/500 V or 500 V application reference	CONDUCTOR 0.5 mm², 0.75 mm², 1.0 mm², 1.5 mm² and customer-specified sizes
INSULATION / JACKET PE	CROSS-SECTION RANGE 1 triple	

Construction

- 1  **Conductor (per core)** – Bare or tinned annealed copper conductor · 1 × Ø1.13 mm · IEC 60228 cl.1 / 2 / 5
- 2  **Triad insulation** – PE
- 3  **Filler** – Bedding / filler
- 4  **Overall screen (OS)** – Al/polyester foil + drain
- 5  **Sheath** – LSZH

Size selection — all available cross-sections

Cable reference	Pair / triple / core layout	Conductor size	Conductor class	Max DC resistance at 20 °C	Mutual capacitance	L/R ratio	OD guide	Weight guide
UEC-EN50288-7-PE-LSZH-OS-SINGLE-TRIPLE-1TRIPLE-0P5MM2 1 triple 0.5 mm ²	1 triple	0.5 mm ²	Class 1 (solid) / 2 (stranded) / 5 (flexible)	39.39 Ω/km	75 pF/m guide	25 uH/ohm	8.0 mm	76 kg/km
UEC-EN50288-7-PE-LSZH-OS-SINGLE-TRIPLE-1TRIPLE-0P75MM2 1 triple 0.75 mm ²	1 triple	0.75 mm ²	Class 1 (solid) / 2 (stranded) / 5 (flexible)	26.8 Ω/km	75 pF/m guide	25 uH/ohm	8.2 mm	83 kg/km
UEC-EN50288-7-PE-LSZH-OS-SINGLE-TRIPLE-1TRIPLE-1P0MM2 1 triple 1.0 mm ²	1 triple	1.0 mm ²	Class 1 (solid) / 2 (stranded) / 5 (flexible)	19.7 Ω/km	85 pF/m guide	40 uH/ohm	8.4 mm	89 kg/km

Cable reference	Pair / triple / core layout	Conductor size	Conductor class	Max DC resistance at 20 °C	Mutual capacitance	L/R ratio	OD guide	Weight guide
UEC-EN50288-7-PE-LSZH-OS-SINGLE-TRIPLE-1TRIPLE-1P5MM2 1 triple 1.5 mm ²	1 triple	1.5 mm ²	Class 1 (solid) / 2 (stranded) / 5 (flexible)	13.43 Ω/km	85 pF/m guide	40 uH/ohm	8.7 mm	103 kg/km

UE Cable · China — sales@uecable.com · uecable.com Confirm colour, printing, packing length, delivery country and test documents on enquiry.